

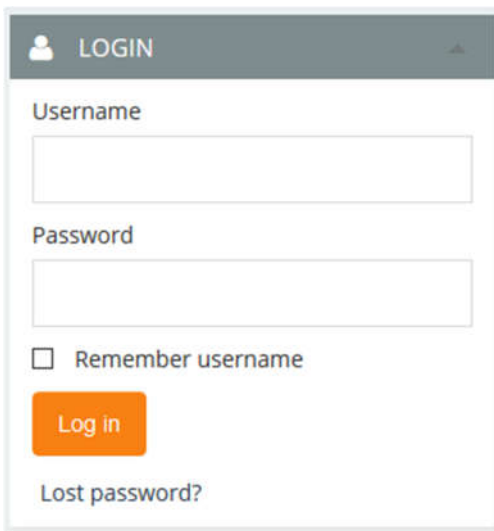
PANDUAN AKTIVASI / LUPA PASSWORD ELEARNING

Situs e-Learning ini merupakan penyelenggaraan mata kuliah baik secara penuh dilakukan dalam learning management system (LMS) ini maupun blended learning (sebagai pendukung perkuliahan tatap muka) yang dikelola oleh ABFI Perbanas Institute. Program ini ditujukan kepada seluruh mahasiswa yang memilih secara khusus dengan metode pembelajaran jarak jauh (PJJ) atau tatap muka reguler.

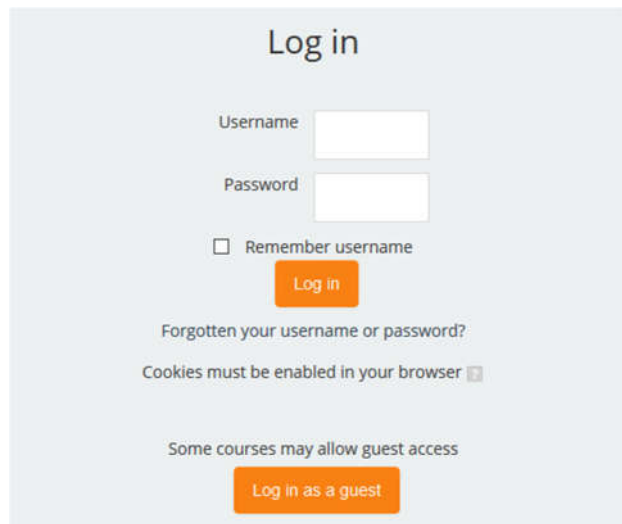
Khusus perkuliahan PJJ dilaksanakan berdasarkan prinsip PJJ yang diatur oleh Permendikbud nomor 109 tahun 2013 mengenai Penyelenggaraan Pendidikan Jarak Jauh.

Tahapan Aktivasi Akun Elearning

1. Buka halaman <https://elearning.perbanas.id/>
2. Klik link : [Lost password?](#) atau [Forgotten your username or password?](#)

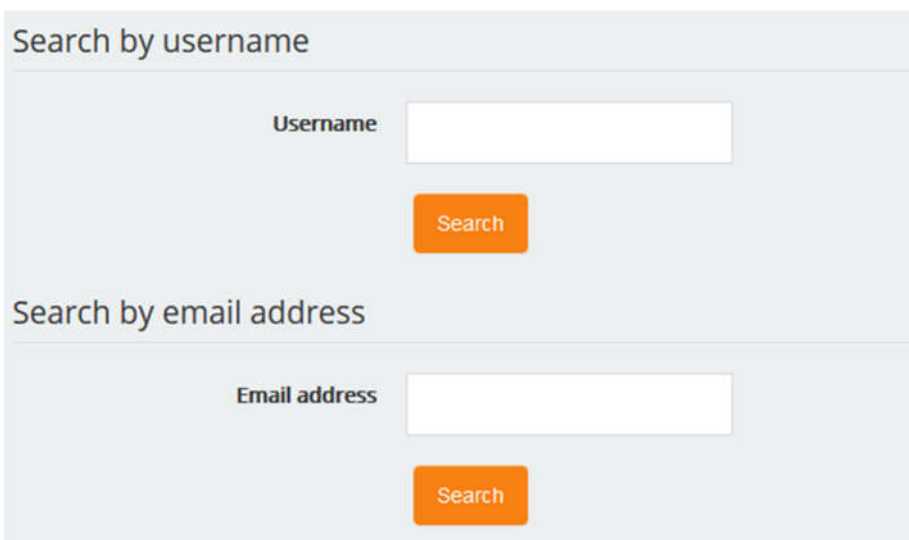


The screenshot shows a login form with the following elements: a header with a user icon and the word "LOGIN"; a "Username" label above a text input field; a "Password" label above another text input field; a checkbox labeled "Remember username"; an orange "Log in" button; and a link labeled "Lost password?" at the bottom.



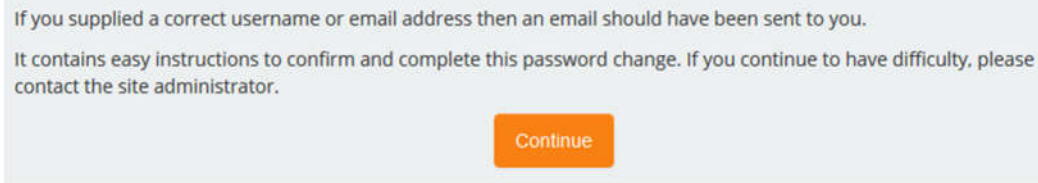
The screenshot shows a "Log in" page with the following elements: "Username" and "Password" labels above their respective text input fields; a checkbox labeled "Remember username"; an orange "Log in" button; a link "Forgotten your username or password?"; a note "Cookies must be enabled in your browser"; a note "Some courses may allow guest access"; and an orange "Log in as a guest" button at the bottom.

3. Isi **Username** dengan **NIM** **ATAU** **Email address** dengan **email @perbanas.id**, kemudian klik **Search**. **PERINGATAN...!!! JANGAN ISI KEDUANYA.**

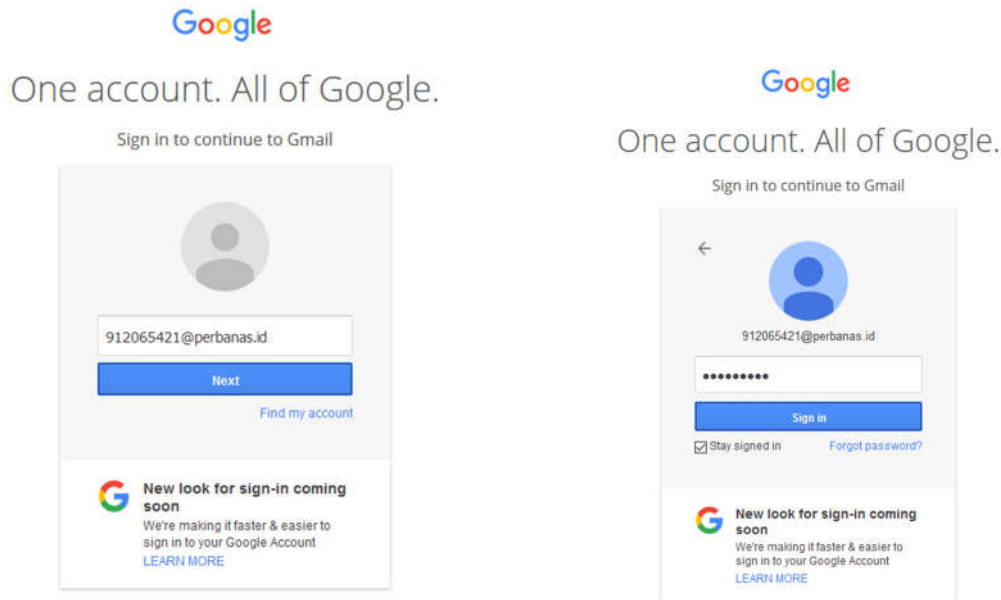


The screenshot shows two search sections. The first section is titled "Search by username" and contains a "Username" label, a text input field, and an orange "Search" button. The second section is titled "Search by email address" and contains an "Email address" label, a text input field, and an orange "Search" button.

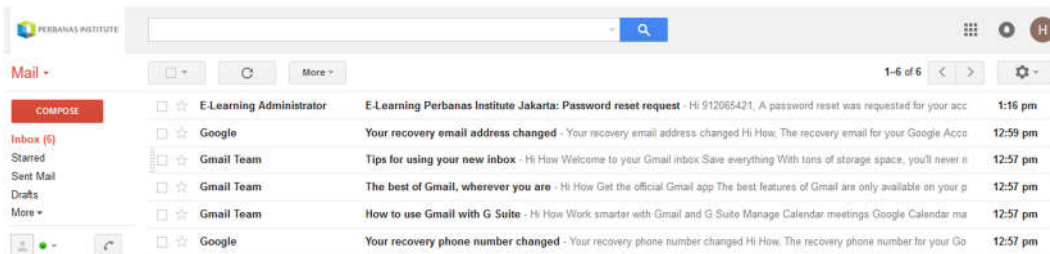
4. Klik **Continue**



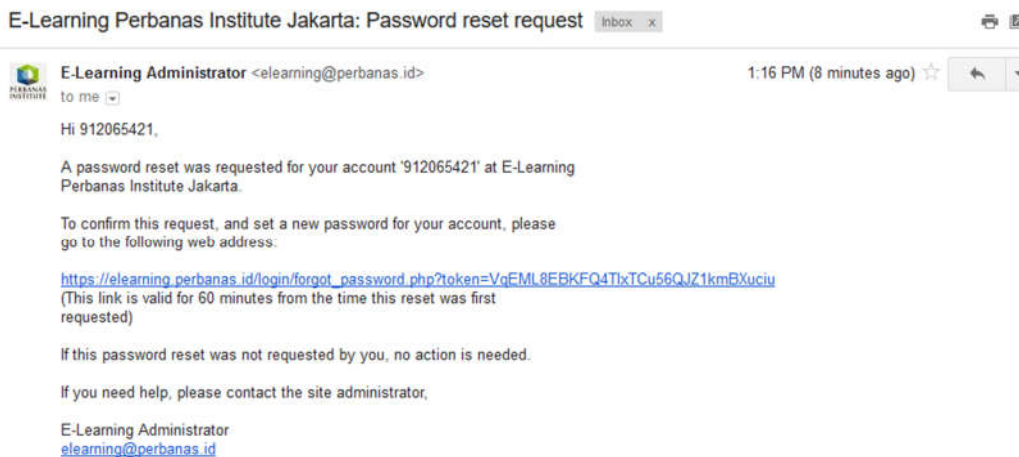
5. Sign in dengan akun @perbanas.id Anda, misal: 912065421@perbanas.id



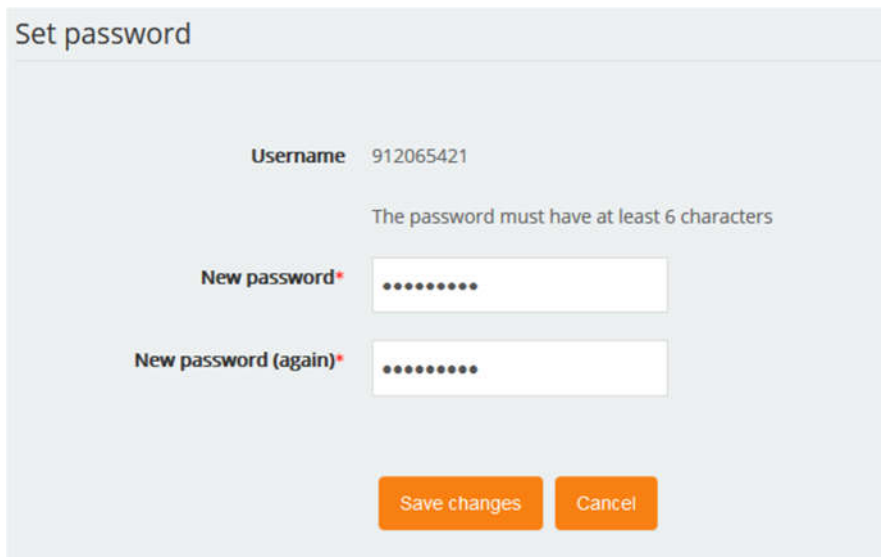
6. Buka email yang Anda terima dari E-Learning Administrator



7. Klik link yang terdapat di dalam email tersebut (<https://elearning.perbanas.id/.....>)



8. Pastikan username benar, isi New password 2x dan kemudian klik **Save changes**



Set password

Username 912065421

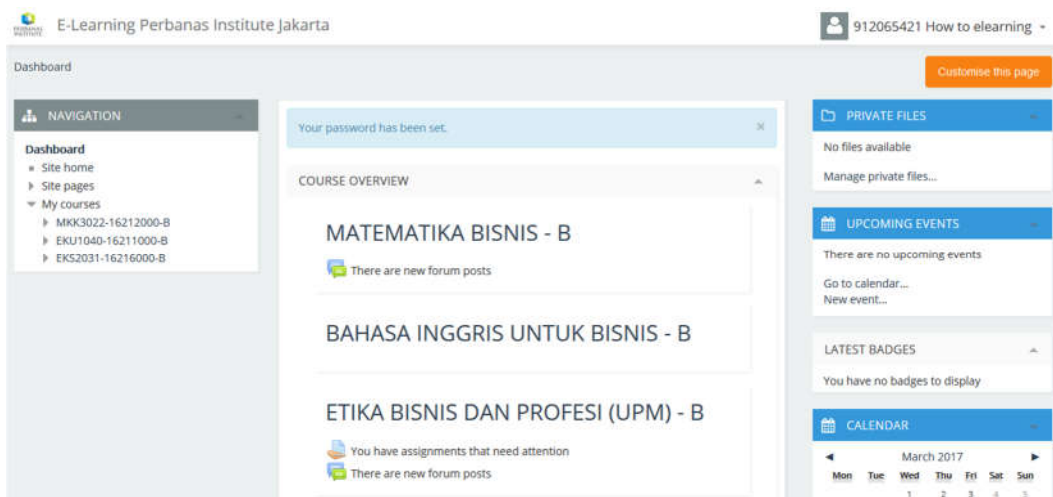
The password must have at least 6 characters

New password*

New password (again)*

Save changes Cancel

9. Anda telah berhasil mengakses <https://elearning.perbanas.id>



E-Learning Perbanas Institute Jakarta

912065421 How to elearning

Dashboard

NAVIGATION

- Dashboard
- Site home
- Site pages
- My courses
 - MKK3022-16212000-B
 - EKU1040-16211000-B
 - EKS2031-16216000-B

Your password has been set.

COURSE OVERVIEW

MATEMATIKA BISNIS - B

There are new forum posts

BAHASA INGGRIS UNTUK BISNIS - B

ETIKA BISNIS DAN PROFESI (UPM) - B

You have assignments that need attention

There are new forum posts

PRIVATE FILES

No files available

Manage private files...

UPCOMING EVENTS

There are no upcoming events

Go to calendar...

New event...

LATEST BADGES

You have no badges to display

CALENDAR

March 2017

Mon	Tue	Wed	Thu	Fri	Sat	Sun
		1	2	3	4	5

10. Selesai